

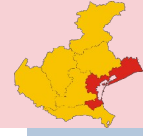
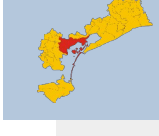





## MOVIMENTO TURISTICO Anno 2019

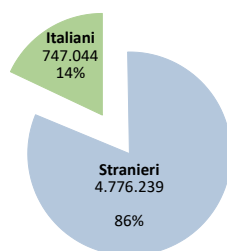
	<b>Arrivi</b>		<b>Presenze</b>
--	---------------	--	-----------------

	2019	Var % 19/18	Var % 19/17	2019	Var % 19/18	Var % 19/17
 <b>ITALIA</b>	131.381.653	2,6%	6,6%	436.739.271	1,8%	3,8%
 <b>VENETO</b>	20.194.655	3,2%	5,3%	71.236.629	2,9%	3,0%
 <b>CITTÀ METR. DI VENEZIA</b>	9.979.780	3,1%	5,0%	37.951.808	3,6%	2,5%
 <b>VENEZIA</b>	5.523.283	5,1%	9,7%	12.948.519	6,9%	10,8%
 <b>CENTRO STORICO</b>	3.515.233	5,7%	11,4%	8.817.623	7,4%	12,2%
 <b>LIDO</b>	143.117	-11,7%	-22,5%	429.807	-10,9%	-23,1%
 <b>TERRAFERMA</b>	1.864.933	5,5%	10,1%	3.701.089	8,1%	13,4%

### VENEZIA



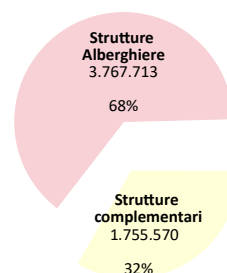
#### ARRIVI PER NAZIONALITÀ



#### VENEZIA ARRIVI PER NAZIONALITÀ – TOP 5



#### ARRIVI PER TIPOLOGIA DI STRUTTURA RICETTIVA



#### VENEZIA ARRIVI PER STRUTTURE RICETTIVE – TOP 3

